

Reuters Equity Offerings

Second quarter 2007

Unites States

Introduction

This newsletter is for the period starting April 1st 2007 to June 30th 2007. The contents cover completed equity offering deals in United States.

Overview

The below figures include events completed this quarter.

# of Deals:	Total Deal Size (USD – including over-allotment exercised)
89 IPOs	\$ 19,736.64
163 Follow-Ons	\$ 65,664.47

Of the 89 IPOs announced during this period
38 were in the Financial sector
15 were in the Healthcare sector

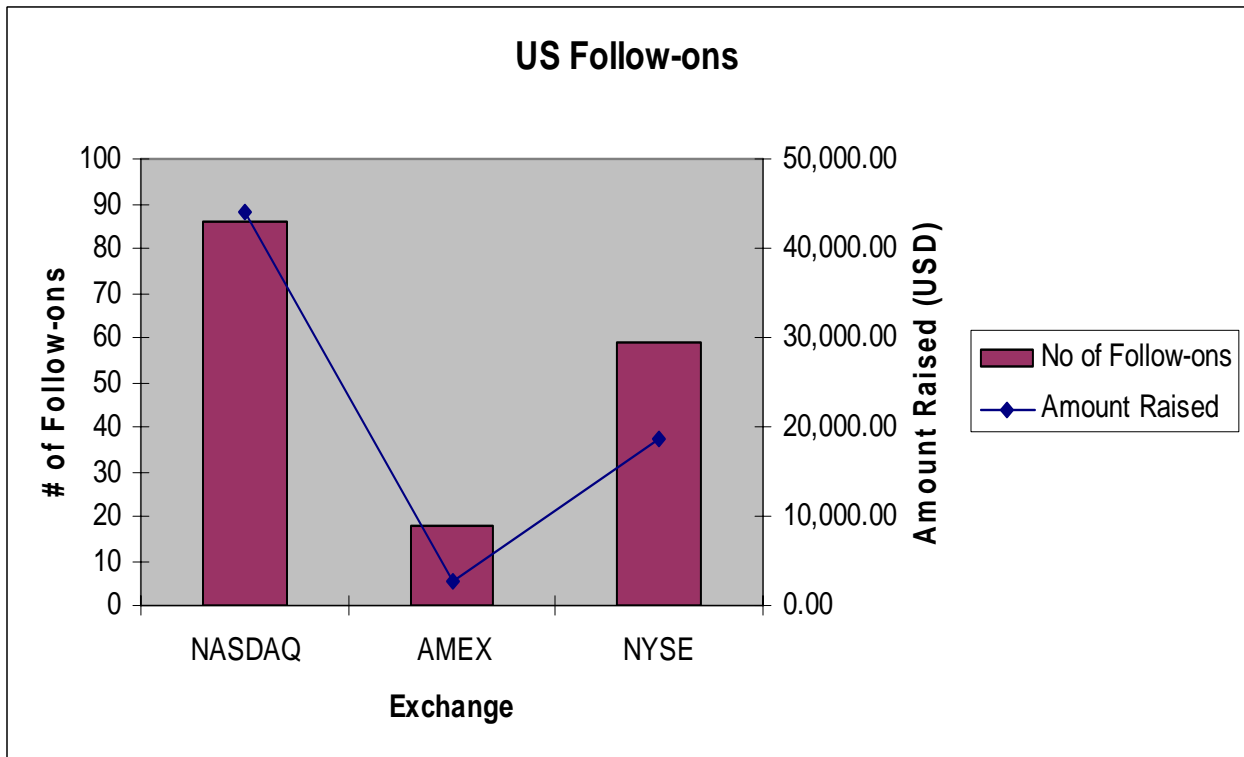
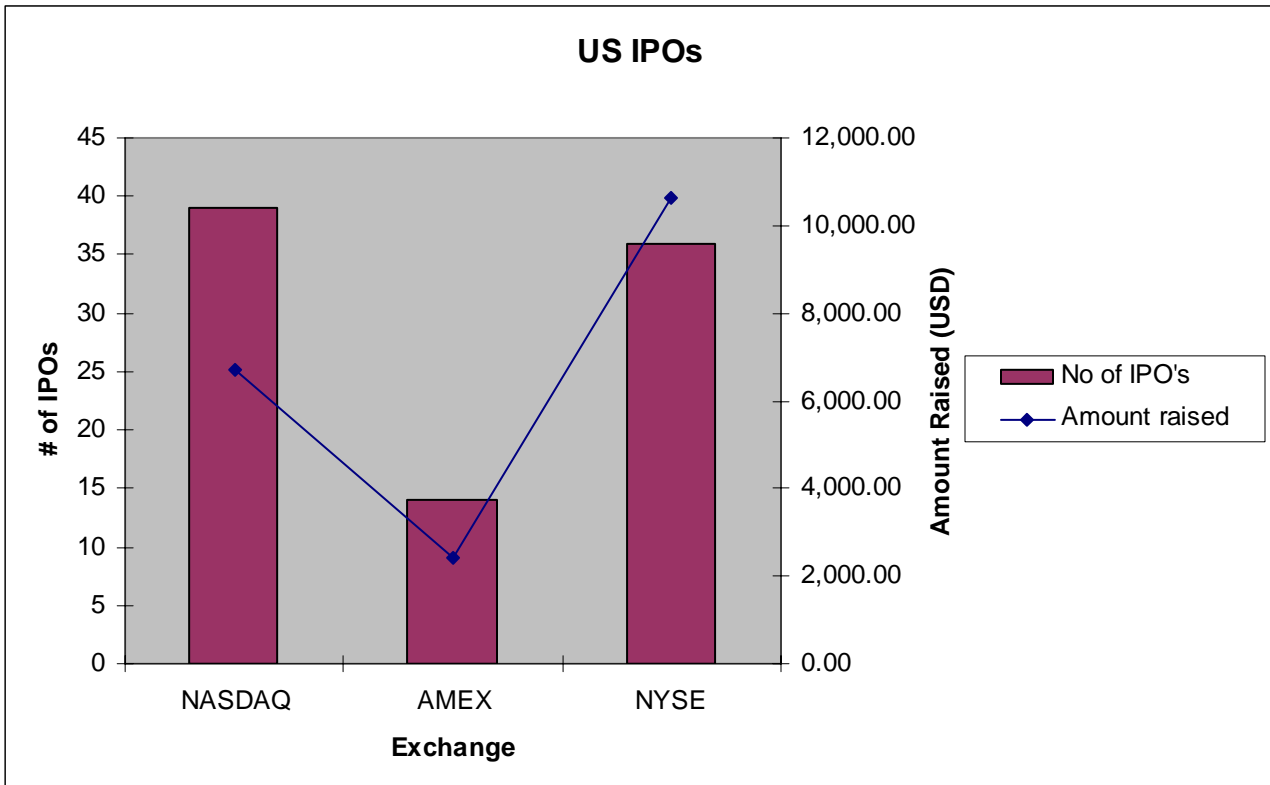
Of the 163 Follow-Ons announced during this period
34 were in the Healthcare sector
33 were in the Financial sector

NASDAQ had the largest number of IPO's with 39, followed by New York Stock Exchange with 36, and AMEX with 14.

NASDAQ had 86 Follow- on's, followed by NYSE with 59 and AMEX with 18.

Exchange	No of IPOs ¹	Amount Raised in Millions ²	% of Total Amount Raised (IPO)	No. of Follow-ons ³	Amount Raised in Millions ²	% of Total Amount Raised (Follow-on)
NASDAQ	39	6,689.74	33.89 %	86	44,156.70	67.25 %
AMEX	14	2,423.40	12.27 %	18	2,792.23	4.25%
NYSE	36	10,623.51	53.82 %	59	18,715.55	28.50%
Total	89	19,736.64	100.00 %	163	65,664.48	100.00 %

Deals by Market



Gainers & Losers

Of the completed IPOs during this period, Data Domain Inc (DDUP.O) had the largest first day gain comparing its first day close with its subscription price, while RSC Holdings Inc (RRR.N) had the largest first day decrease with a drop of -13.63%.

Top 5 Gainers

Company Name	RIC	Debut Date	First Day % ⁴	Total Amount Raised
Data Domain Inc	DDUP.O	27-Jun-2007	66.33%	110.85
Infinera Corp	INFN.O	07-Jun-2007	51.54%	62.71
China Sunergy Co Ltd	CSUN.O	17-May-2007	50.55%	107.53
Limelight Networks Inc	LLNW.O	08-Jun-2007	47.87%	209.00
comScore Inc	SCOR.O	27-Jun-2007	42.24%	95.62

Top 5 Losers

Company Name	RIC	Debut Date	First Day %	Total Amount Raised
RSC Holdings Inc	RRR.N	23-May-2007	-13.63 %	488.75
Care Investment Trust Inc	CRE.N	22-Jun-2007	-10 %	500
AuthenTec Inc	AUTH.O	27-Jun-2007	-9.09 %	150
BlackRock Kelso Capital Corp	BKCC.O	27-Jun-2007	-9.06 %	160
NeurogesX Inc	NGSX.O	02-May-2007	-6.81%	106.70

Underwriters

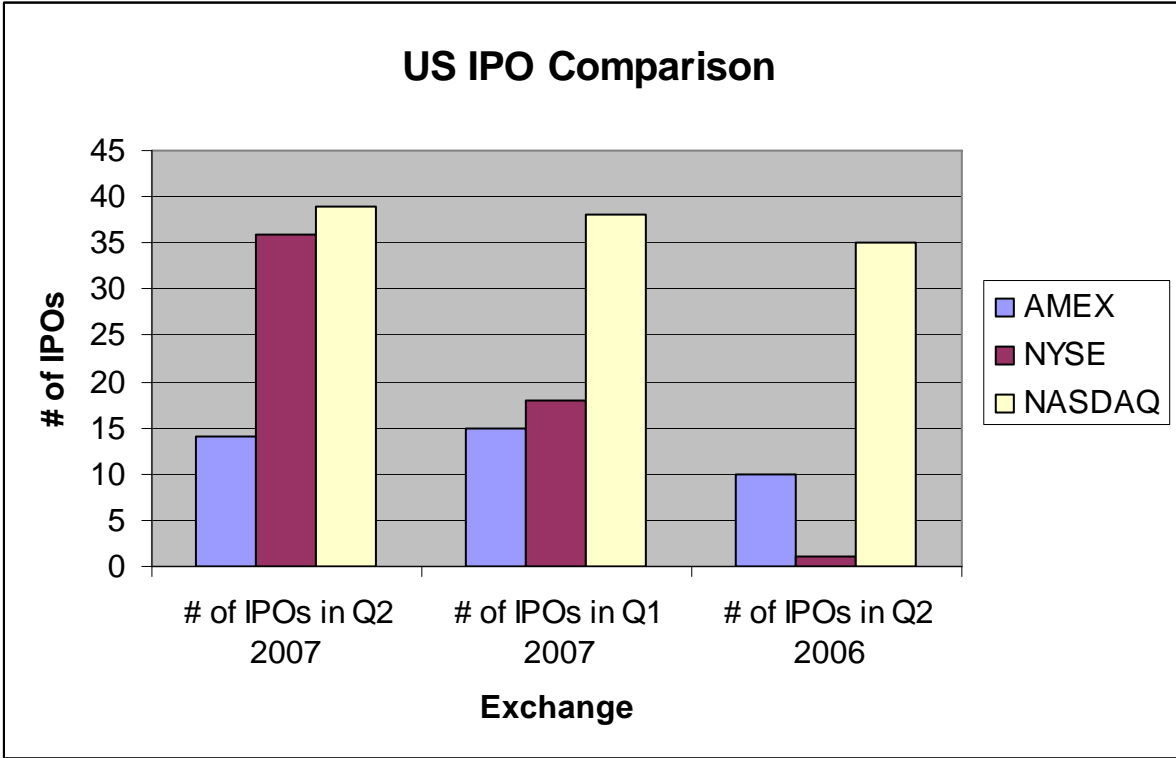
Morgan Stanley topped the list of underwriters with 18 deals and 7,101.62 million in total deal value. The top five underwriters for this quarter were:

Underwriter	No of IPO's	IPO Deal Size (Millions)
Morgan Stanley	18	7,101.62
Merrill Lynch & Co Inc	22	6,025.81
Lehman Brothers Holdings Inc	15	4,360.35
Deutsche Bank AG	14	4,161.39
Ferris Baker Watts Inc	18	4,054.02

Yearly Comparisons

Comparing Q2 2007 to Q1 2007, the total number of completed IPOs increased by 20.22%.
 Comparing Q2 2007 to Q2 2006, the total number of completed IPOs increased by 48.31%.

Exchange	# of IPOs in Q2 2007 ⁵	# of IPOs in Q1 2007	# of IPOs in Q2 2006
AMEX	14	15	10
NYSE	36	18	1
NASDAQ	39	38	35
Total	89	71	41



Top 10 Deals of the quarter (Q1 2007)

Company Name	First Trading Date	Amount raised
Morgan Stanley Emerging Markets Domestic Debt Fund Inc*	24-Apr-2007	1466.25
MetroPCS Communications Inc	19-Apr-2007	1322.5
Interactive Brokers Group Inc	04-May-2007	1200.4
Apex Bioventures Acquisition Corp	08-Jun-2007	859.2
Jazz Pharmaceuticals Inc	01-Jun-2007	719.2
Blackstone Group LP	22-Jun-2007	645.99
Cinemark Holdings Inc	24-Apr-2007	585.2
CAI International Inc	16-May-2007	543.48
Continental Resources Inc	15-May-2007	508.87
Dow 30 Enhanced Premium & Income Fund Inc*	25-May-2007	500

* Close ended funds

-
1. Excludes deals where Listing Dates is not known
 2. All amount raised values in this report include Over-Allotment Options Exercised
 3. Exclude Pipes and Placings
 4. Comparison are made with book building price in case the subscription price is not available.
 5. All counts and values include closed ended fund offerings.